



CC215 / CC230

12 inch Subcardioid Constant Curvature Loudspeakers



Overview

The CC Series is comprised of two full range models: CC215 and CC230. They are subcardioid constant curvature loudspeakers intended for permanent installation in a wide range of venues. They include a neodymium 12 inch woofer and 3 inch compression driver. The compression driver is mounted to a Medusa Waveformer, which ensures that arrays function as a cohesive unit, providing powerful, focused, and uniform sound distribution across large spaces. A lightweight design, fixed angles, and a variety of rigging options make setup fast and efficient. Integrated system design within Fulcrum One software streamlines system modeling, configuration, and deployment enhancing efficiency and accuracy in project planning.

CC Series loudspeakers incorporate Fulcrum's Passive Cardioid Technology™. Unlike active cardioid loudspeakers, passive cardioid technology does not require an additional amplifier channel or additional enclosure volume to achieve its impressive low frequency directional control. The subcardioid behavior is produced by a meticulously conceived acoustical circuit which balances the loading of the low frequency driver, the enclosure depth and volume, and specially constructed side-mounted ports which include a calibrated resistive element. By opting for a subcardioid pattern as opposed to a pure, hyper or super cardioid pattern, the rear rejection increases when the modules are deployed as a curved array.

Proprietary **TQ™** Processing DSP technology delivers crystal-clear audio across all frequencies. TQ Processing is compatible with a wide range of DSP and amplifier platforms, offering system design flexibility.

When used with Driveflex amplifiers and Fulcrum One software, CC Series arrays are modeled, optimized, deployed, and controlled as part of an integrated system. TQ presets and limiters are automatically applied, including advanced array limiter protection. The Optimization function in Fulcrum One adjusts array behavior to extend and smooth coverage across listening areas and enables custom voicing profiles. These parameters are automatically loaded into connected Driveflex amplifiers, which are managed through Fulcrum One software. This integrated workflow simplifies setup and maintains consistent performance across the array.

Performance Specifications¹

Operating Mode

Single-amplified w/ DSP

Operating Range²

58 Hz to 20 kHz

Nominal Beamwidth

Horizontal: 100°

Vertical: 15° (CC215) / 30° (CC230)

Transducers

LF: 12.0" neodymium magnet cone driver, 3.0" voice coil

HF: 3.0" titanium diaphragm, neodymium magnet compression driver

Power Handling @ Nominal Impedance³

57 V / 400 W @ 8 Ω

Recommended Power Amplifier

400 W to 800 W @ 8 Ω

Maximum Peak SPL⁴

CC215: 142 dB

CC230: 141 dB

** Single box, Array preset, 50 Hz HPF*

Physical Specifications

Connections

(2) Neutrik NL4 Speakon

Pin 1+/-: Full Range Pin 2+/-: NC

Mounting / Suspension Points

(16) M10 x 1.5 eye bolt angle points, (2) M10 x 1.5 yoke points,

(1) M10 x 1.5 pull back point

Dimensions / Weight

See pages 3 & 4

Finish

Black painted enclosure w/ matte black grille

Accessories

VAFK vertical array frame kit, LBK link bar kits, AY-CC2 array yoke bracket, YK-CC2 standard yoke bracket, CYBK cluster yoke bracket kit

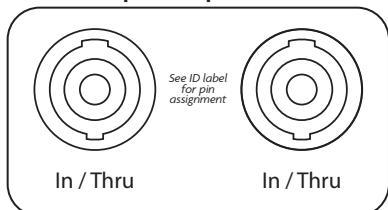
Options

Phoenix block input, Custom color finish, IP55 Weather-resistant (WR) enclosure & hardware

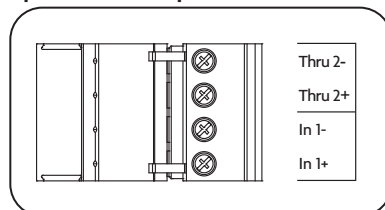


Connections

Neutrik NL4 Speakon Input



Optional Phoenix Input



Phoenix 1777749 plug:
Min 24 AWG / 0.2 mm²
Max 10 AWG / 6.0 mm²

Mechanical Specification Drawings

2D and 3D DWG dimensional drawings are available for download at www.fulcrum-acoustic.com/support.

Notes

¹ **Performance Specifications** All acoustic specifications rounded to nearest whole number. External DSP with Fulcrum Acoustic-provided settings is required to achieve the specified performance.

² **Operating Range** The frequency range within which the processed response is within 10 dB of the average.

³ **Power Handling** Based on the AES power handling of the transducers.

⁴ **Maximum Peak SPL** Signal source is AES75 Music Noise, measured at 2 meters and scaled to 1 meter with no weighting. The maximum SPL that can be achieved under real-world conditions depends on a number of factors, including array size and shape, distance to the listener, nature of the source material for tests (its spectrum and peak-to-average ratio), SPL meter settings (e.g. A, C, flat, LEQ), and signal processing settings. No single number can encapsulate all these variables. Please refer to Fulcrum One design software to explore SPL capabilities of a specific system design.

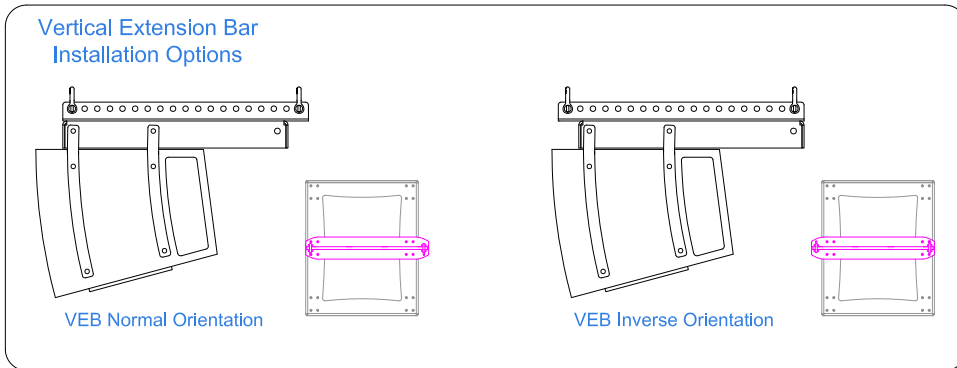
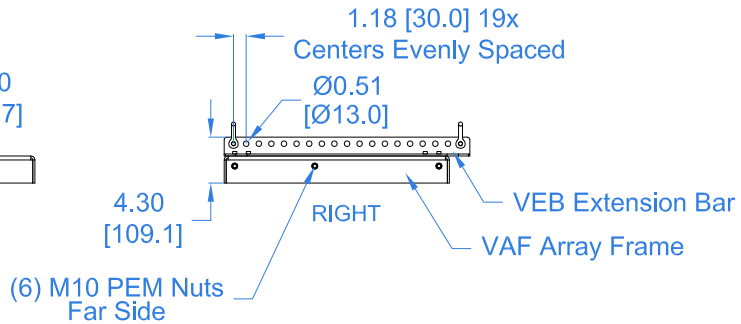
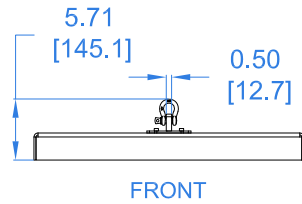
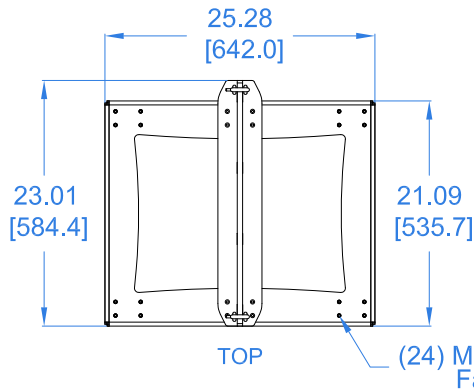


optional accessory

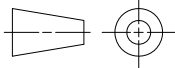
Notes:

1. Net Weight = Approx. 39.0 lb / 17.7 kg
2. Includes (2) 3/8 inch screw pin anchor shackles,
(6) M10 x 1.5 button head hex screws
3. Material: 0.187" & 0.50" A36 Steel

REVISIONS		
REV	DESCRIPTION	APPR / DATE
1	NEW ISSUE	RAF 7/2/25



THIRD ANGLE PROJECTION



THIS DRAWING IS THE PROPERTY OF FULCRUM ACOUSTIC, AND SHALL NOT BE COPIED, REPRODUCED, OR USED AS THE BASIS FOR MANUFACTURE OR SALE OF APPARATUS WITHOUT WRITTEN AUTHORIZATION. DO NOT SCALE DRAWING.

UNLESS OTHERWISE SPECIFIED, ALL DIMENSIONS ARE IN INCHES

TOLERANCE IN INCHES
.XX1 .XX±.015 .XXX±.005
FRACTIONS ±1/32
ANGLES ±1/2°

(X.XX) = REF DIMS NO TOLERANCE IMPLIED

TSC = THEORETICAL SHARP CORNER

DIMENSIONS ACROSS CENTERLINES TO BE SYMMETRICAL

STATUS RELEASED

APPROVALS DATE

DRAWN: RAF 7/2/25

CHECKED:

DES ENG:

MFG ENG:



FULCRUM ACOUSTIC, LLC
1 MAIN STREET, WHITINSVILLE, MA 01588 USA

TITLE: Mech Spec, VAFK
Vertical Array Frame Kit

B SHEET 1 OF 1 SCALE: 1:16

DWG. NO. 820-300-059 REV 1

Drawing is reduced. Do not scale.

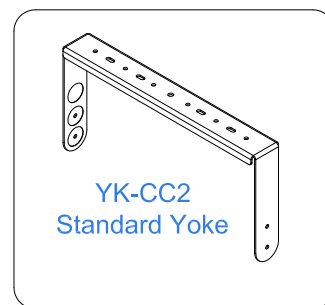
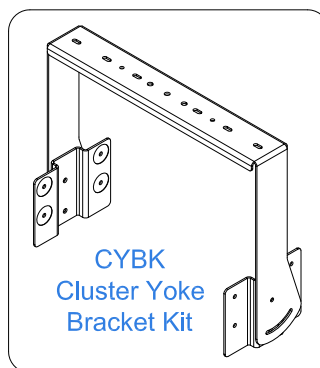
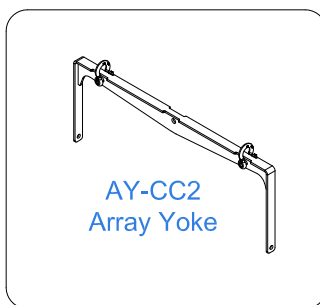
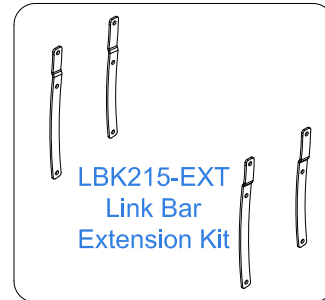
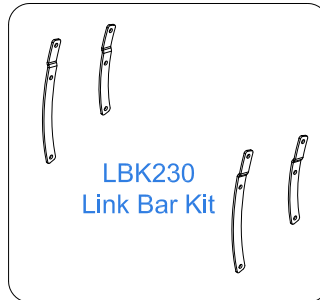
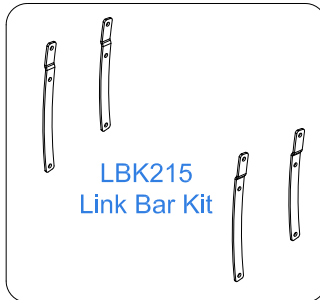


optional accessory

Notes:

1. Material: 8 GA ASTM A36 Steel (YK-CC2),
0.187" A36 Steel all else

REVISIONS		
REV	DESCRIPTION	APPR / DATE
1	NEW ISSUE	RAF 7/2/25
2	UPDATE PRODUCT NAMES, ADD CYBK	RAF 10/7/25



<p>THIRD ANGLE PROJECTION</p>	<p>UNLESS OTHERWISE SPECIFIED: ALL DIMENSIONS ARE IN INCHES</p> <p>TOLERANCE IN INCHES .XX±.015 .XXX±.005 FRACTIONS ±1/32 ANGLES ±1/2°</p> <p>(X.XX) = REF DIMS NO TOLERANCE IMPLIED TSC = THEORETICAL SHARP CORNER DIMENSIONS ACROSS CENTERLINES TO BE SYMMETRICAL</p>	<p>STATUS RELEASED</p>		<p>FULCRUM ACOUSTIC, LLC 1 MAIN STREET, WHITINSVILLE, MA 01588 USA</p>	
		<p>APPROVALS</p>	<p>DATE</p>		<p>TITLE:</p> <p>CC Series Rigging Accessories</p>
<p>THIS DRAWING IS THE PROPERTY OF FULCRUM ACOUSTIC, AND SHALL NOT BE COPIED, REPRODUCED, OR USED AS THE BASIS FOR MANUFACTURE OR SALE OF APPARATUS WITHOUT WRITTEN AUTHORIZATION. DO NOT SCALE DRAWING.</p>	<p>DRAWN: RAF</p>	<p>CHECKED:</p>	<p>DATE: 7/2/25</p>	<p>SHEET 1 OF 1</p>	<p>SCALE: 1:16</p>
<p>DES ENG:</p>	<p>MFG ENG:</p>	<p>DWG. NO. 820-300-060</p>	<p>REV 2</p>		

Drawing is reduced. Do not scale.