



S-Series
Configurations



S-Series Configurations

Adamson's S-Series underwent extensive research and field testing with key rental and installation partners before its availability to the public. Through these partnerships we've been able to fine tune a sub-compact line array range that is small, lightweight and easy to rig while maintaining Adamson's sonic signature and high output. The addition of the S10n (80° horizontal coverage) allows for not only increased usability in reflective spaces, but also increases the long-throw capability of an S-Series system.

Packaging the S-Series with Adamson's region-specific unified E-Rack, guarantees an unbelievably efficient system

with rock-solid performance and reliability. Adamson's 3D simulation software Blueprint AV™ is free to download, allowing you to fine tune your design and deploy a rig quickly and seamlessly regardless of the listening environment.

Whether it is amplification, control, networking and monitoring, the S-Series packaging is built to perform and endure. Our alliances have been made with companies that are leading the industry in their technologies and in their ideologies: Dante-networking, Lake-processing and Lab.gruppen-amplification. After all it's the total system performance that matters.

Advanced Technology

Known for pioneering the use of Kevlar in driver design, we went even further with the release of Advanced Cone Architecture, our proprietary cone design topology. Made possible through the use of Kevlar, which has a much higher Young's modulus than a standard paper cone, our drivers take advantage of a flatter geometric shape, with concave curvature up-turned at the edge. This minimizes radial modes and cone break-up while significantly increasing the usable linearized pass-band.

Low-mid frequency lobing is a common side-effect of traditional 2-way enclosures. To solve this problem, Adamson has introduced Controlled Summation Technology, which reduces the spacing between mid frequency sources by outwardly splaying the drivers

and using overlap control between mid frequency and high frequency sources to suppress the interference normally associated with this type of design. Doing this also allows the high frequency sound chamber to retain its exit size, ensuring that it retains its superior directivity control.

Adamson's SlideLock rigging system has been designed to remove operator stress while adding confidence. A single technician can safely and quickly fly the entire rig, setting angles while the cabinets are sitting securely on the 4-up dolly. Once the array is lifted, all cabinets simply align into 1 of 9 incremental splay positions.

S10



The S10 is a 2-way, full range line array cabinet containing 2x ND10-LM Kevlar Neodymium drivers (2x 16 Ω) and an NH4TA2 1.5" exit compression driver (8 Ω). The critically optimized sound chamber produces a slightly curved wavefront with a nominal dispersion pattern of 110° x 10° (H x V). The chamber's efficiency allows for increased vertical dispersion without sacrificing high frequency presence in the far field. Patent-pending Controlled Summation Technology further eliminates low-mid lobing normally associated with 2-way line source systems.

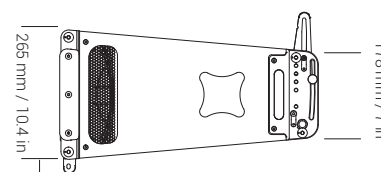
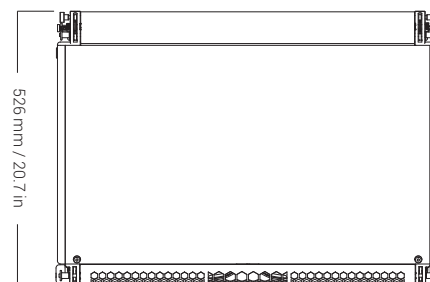
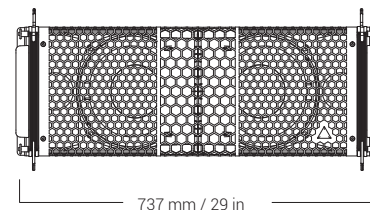
The cabinet construction uses marine grade birch plywood as well as aircraft grade steel and aluminum, and is equipped with two Speakon™ NL8 connectors. The rigging system incorporates the best aspects of previous advancements in our new SlideLock rigging technology. A plate and screw rigging system is also available for fixed installations in the S10i.

The S10 is suited to a wide variety of applications. Its full range capability (60 Hz) at reasonable levels qualifies for applications where no extensive sub energy is required. Increased vertical coverage (10°) enables the S10 to cover theaters, arenas and stadiums with reasonable speaker quantity. Other target applications include dance clubs, medium size festivals, corporate events and contemporary churches.

Specifications

Frequency Range (+/- 3dB)	60 Hz - 18 kHz
Nominal Directivity (-6 dB) H x V	110° x 10°
Maximum Peak SPL **	141.3 dB
Components LF	2x ND10-LM 10" Kevlar Neodymium Driver
Components HF	Adamson NH4TA2 4" Diaphragm / 1.5" Exit Compression Driver
Nominal Impedance LF	2 x 16 Ω (8 Ω)
Nominal Impedance HF	8 Ω
Power Handling (AES / Peak) LF	700 / 2800 W
Power Handling (AES / Peak) HF	160 / 640 W
Rigging	SlideLock Rigging System, Install Rigging System (S10i)
Connection	2x Speakon™ NL8
Height Front (mm / in)	265 / 10.4
Height Back (mm / in)	178 / 7
Width (mm / in)	737 / 29
Depth (mm / in)	526 / 20.7
Weight (kg / lbs)	27 / 60, 26 / 58 (S10i)
Processing	Lake

**12 dB crest factor pink noise at 1m, free field, using specified processing and amplification



S10n



The S10n is a 2-way, full range line array cabinet containing 2x ND10-LM Kevlar Neodymium drivers (2x 16 Ω) and an NH4TA2 1.5" exit compression driver (8 Ω). The critically optimized sound chamber produces a slightly curved wavefront with a nominal dispersion pattern of 80° x 10° (H x V). The chamber's efficiency allows for increased vertical dispersion without sacrificing high frequency presence in the far field. Patent-pending Controlled Summation Technology further eliminates low-mid lobing normally associated with 2-way line source systems.

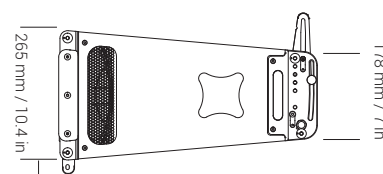
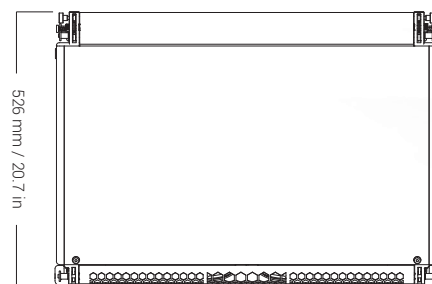
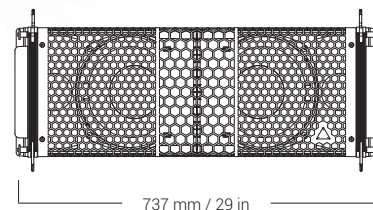
The cabinet construction uses marine grade birch plywood as well as aircraft grade steel and aluminum, and is equipped with two Speakon™ NL8 connectors. The rigging system incorporates the best aspects of previous advancements in our new SlideLock rigging technology.

The S10n is suited to a wide variety of applications. Its full range capability (60 Hz) at reasonable levels qualifies for applications where no extensive sub energy is required. Increased vertical coverage (10°) enables the S10n to cover theaters, arenas and stadiums with reasonable speaker quantity. Other target applications include dance clubs, medium size festivals, corporate events and contemporary churches.

Specifications

Frequency Range (+/- 3dB)	60 Hz - 18 kHz
Nominal Directivity (-6 dB) H x V	80° x 10°
Maximum Peak SPL **	141.3 dB
Components LF	2x ND10-LM 10" Kevlar Neodymium Driver
Components HF	Adamson NH4TA2 4" Diaphragm / 1.5" Exit Compression Driver
Nominal Impedance LF	2 x 16 Ω (8 Ω)
Nominal Impedance HF	8 Ω
Power Handling (AES / Peak) LF	700 / 2800 W
Power Handling (AES / Peak) HF	160 / 640 W
Rigging	SlideLock Rigging System,
Connection	2x Speakon™ NL8
Height Front (mm / in)	265 / 10.4
Height Back (mm / in)	178 / 7
Width (mm / in)	737 / 29
Depth (mm / in)	526 / 20.7
Weight (kg / lbs)	27 / 60
Processing	Lake

**12 dB crest factor pink noise at 1m, free field, using specified processing and amplification



S119



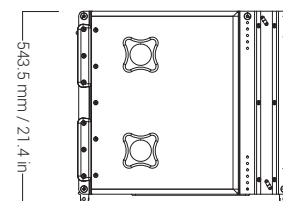
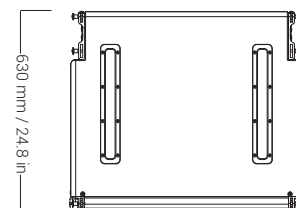
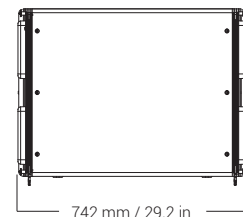
The S119 Subwoofer is the companion subwoofer to the S10. The enclosure is loaded with a light weight, long excursion, 19" ND19 Kevlar Neodymium driver utilizing Adamson's Advanced Cone Architecture and a 5" voice coil for exceptional power handling. It is mounted in an ultra-efficient front-loaded enclosure, designed to reproduce clean, musical low frequency information.

The cabinet construction uses marine grade birch plywood as well as aircraft grade steel and aluminum, and is equipped with Speakon™ NL8 connectors. The integrated rigging system matches the rigging for the S10 and can be flown or stacked in the same array without the need for an adapter frame. The S119i rigging also matches the S10i in the same fashion.

Specifications

Frequency Range (+/- 3dB)	30 Hz - 80 Hz
Maximum Peak SPL **	138 dB
Components LF	ND19 19" Kevlar Neodymium Driver
Nominal Impedance LF	8 Ω
Power Handling (AES / Peak) LF	1200 / 4800 W
Rigging	Integrated Rigging System, Install Rigging System (S119i)
Connection	5x Speakon™ NL8: 2x Front (Pins 2 +/-), 2x Rear Parallel (Pins 1 +/-) and 1x Rear Output (Pin 2 to 1)
Height Front (mm / in)	543.5 / 21.4
Width (mm / in)	742 / 29.2
Depth (mm / in)	630 / 24.8
Weight (kg / lbs)	46 / 102, 45.4 / 100 (S119i)
Supported Processing	Lake

**12 dB crest factor pink noise at 1m, half space, using specified processing and amplification



Recommended System Configurations

S-Series Sets

Compact Set (8 S10 / 4 S119)

- Entry level S-Series configuration
- Only 2x PLM 12K44 needed
- Sub count can be increased for demanding outdoor shows by upgrading to PLM 20K44 amplifiers

Performance Set (16 S10 / 8 S119)

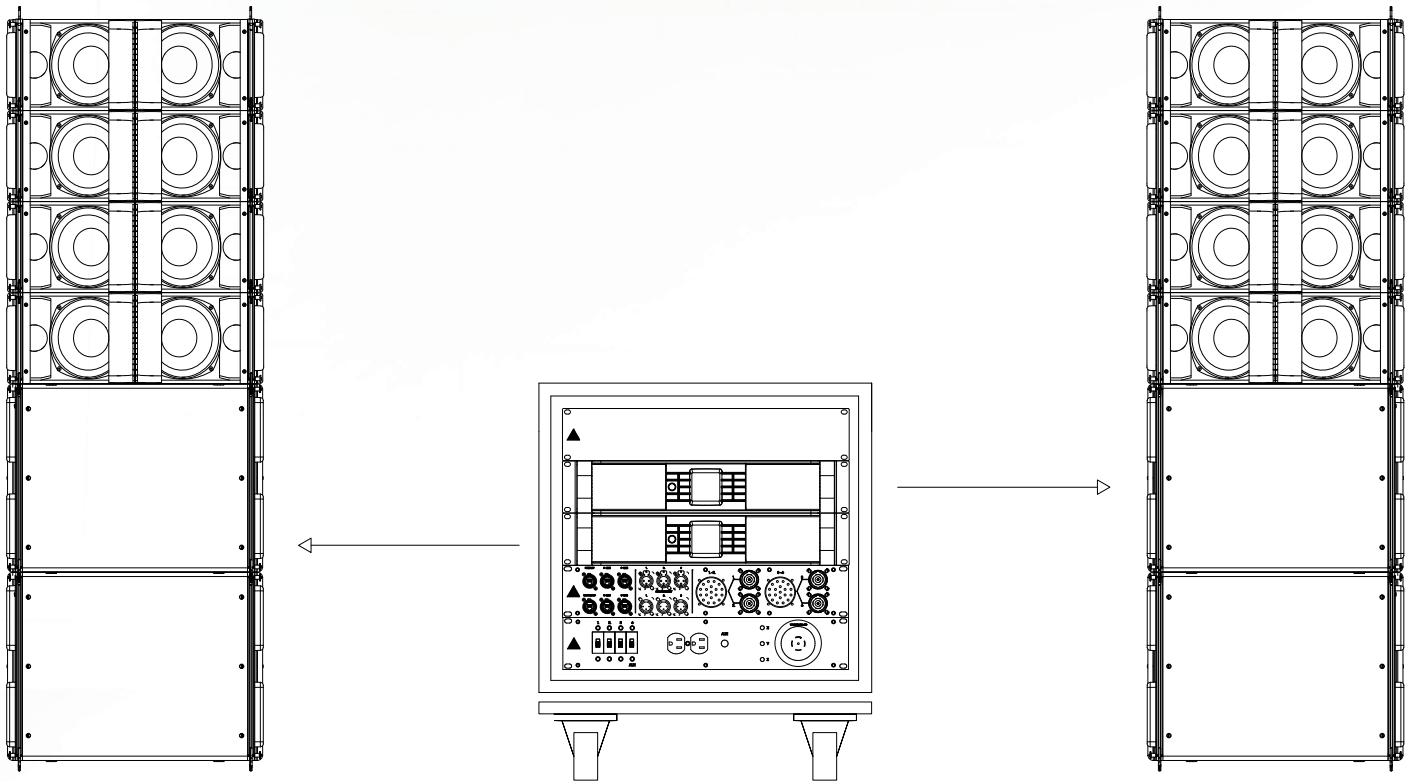
- Perfect for small to medium theatres and outdoor festivals
- Unmatched low-mid performance in its class
- 2x E-Rack 8 Channel PLM 12K44 per side
- Sub count can be increased for demanding outdoor shows by upgrading to PLM 20K44 amplifiers

High Performance Set (24 S10 / 12 S119)

- Easily handles mid-size arenas / outdoor festivals
- Can be split into two smaller sets for multiple applications
- 2x E-Rack 12 Channel PLM 12K44 per side
- Sub count can be increased for demanding outdoor shows by upgrading to PLM 20K44 amplifiers

S-Series Configurations

Compact Set (8 S10 / 4 S119)



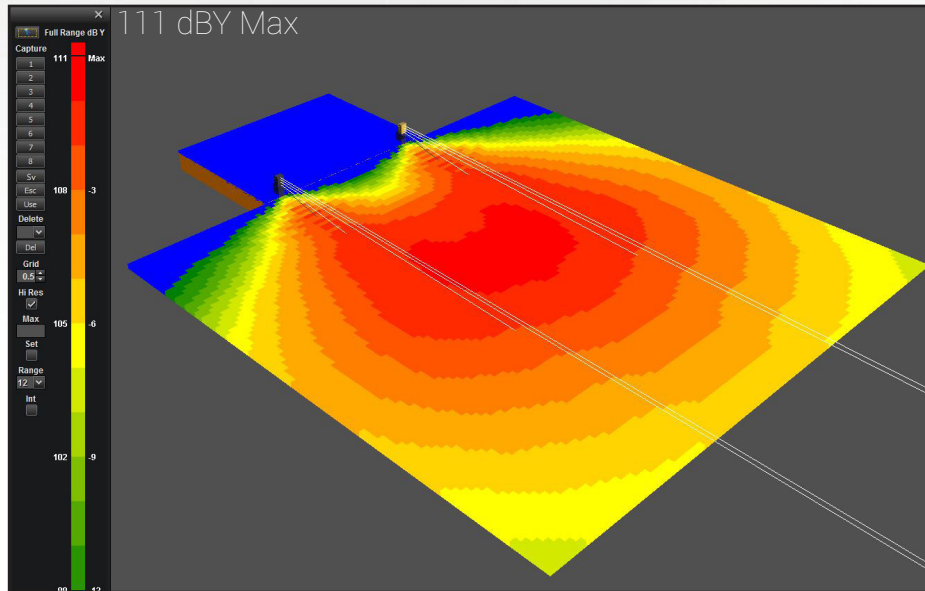
Increase Your Subs: For outdoor shows with demanding subwoofer needs, increase the amount of S119 subwoofers to 8 by using PLM 20K44 amplifiers

S-Series Configurations



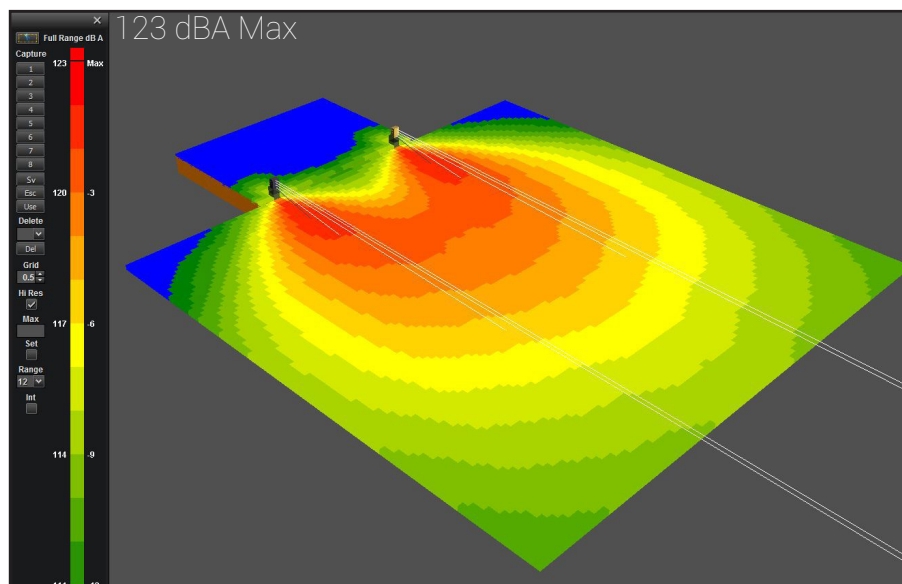
Compact Set (8 S10 / 4 S119)

S-Series Compact Set Y-weighted Simulation



★★Y-weighted decibel scale (2K - 8K) is used to effectively view level variance
Audience area size: 50m x 50m

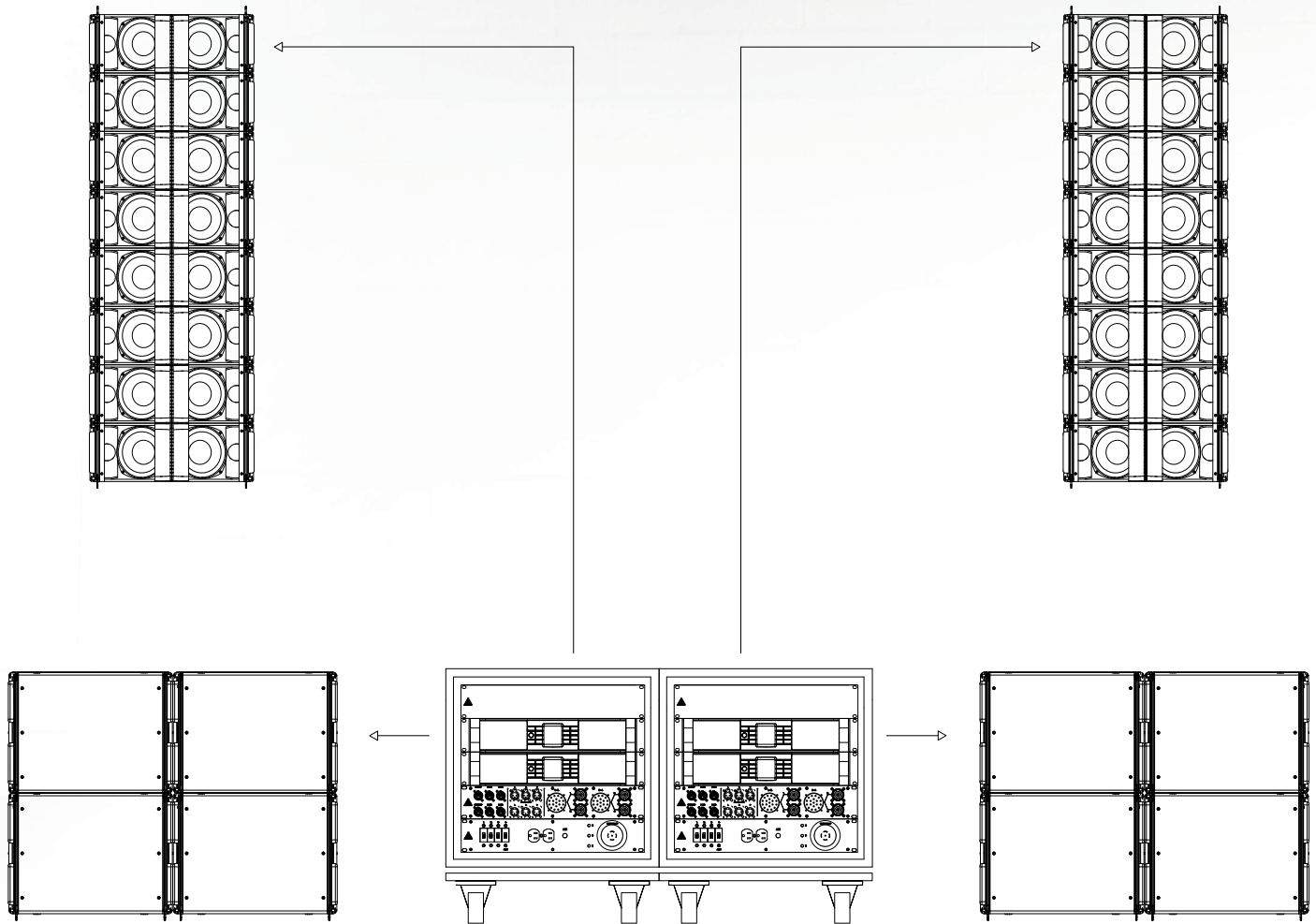
S-Series Compact Set A-weighted Simulation



***A-weighted sound pressure level in dBA representing possible show levels
Audience area size: 50m x 50m


S-Series Configurations

Performance Set (16 S10 / 8 S119)




Increase Your Subs: For outdoor shows with demanding subwoofer needs, increase the amount of S119 subwoofers to 16 by using PLM 20K44 amplifiers

S-Series Configurations



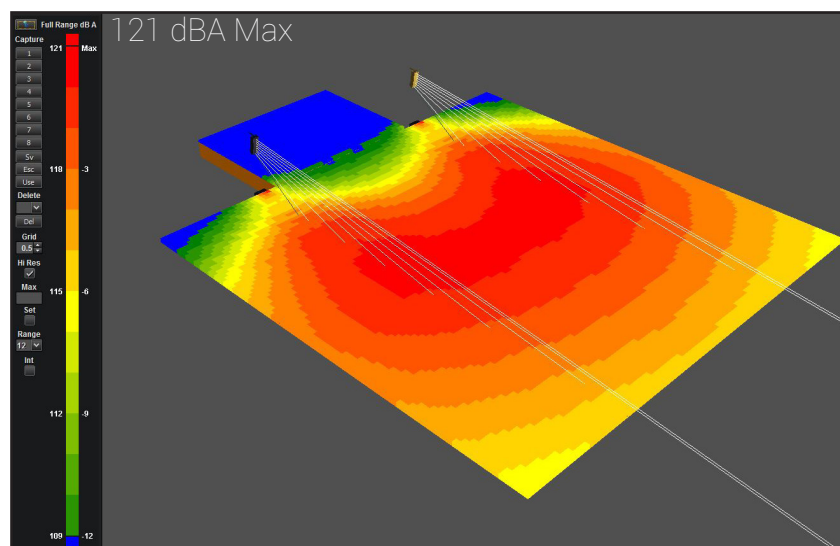
Performance Set (16 S10 / 8 S119)

S-Series Performance Set Y-weighted Simulation



**Y-weighted decibel scale (2K - 8K) is used to effectively view level variance
Audience area size: 50m x 50m

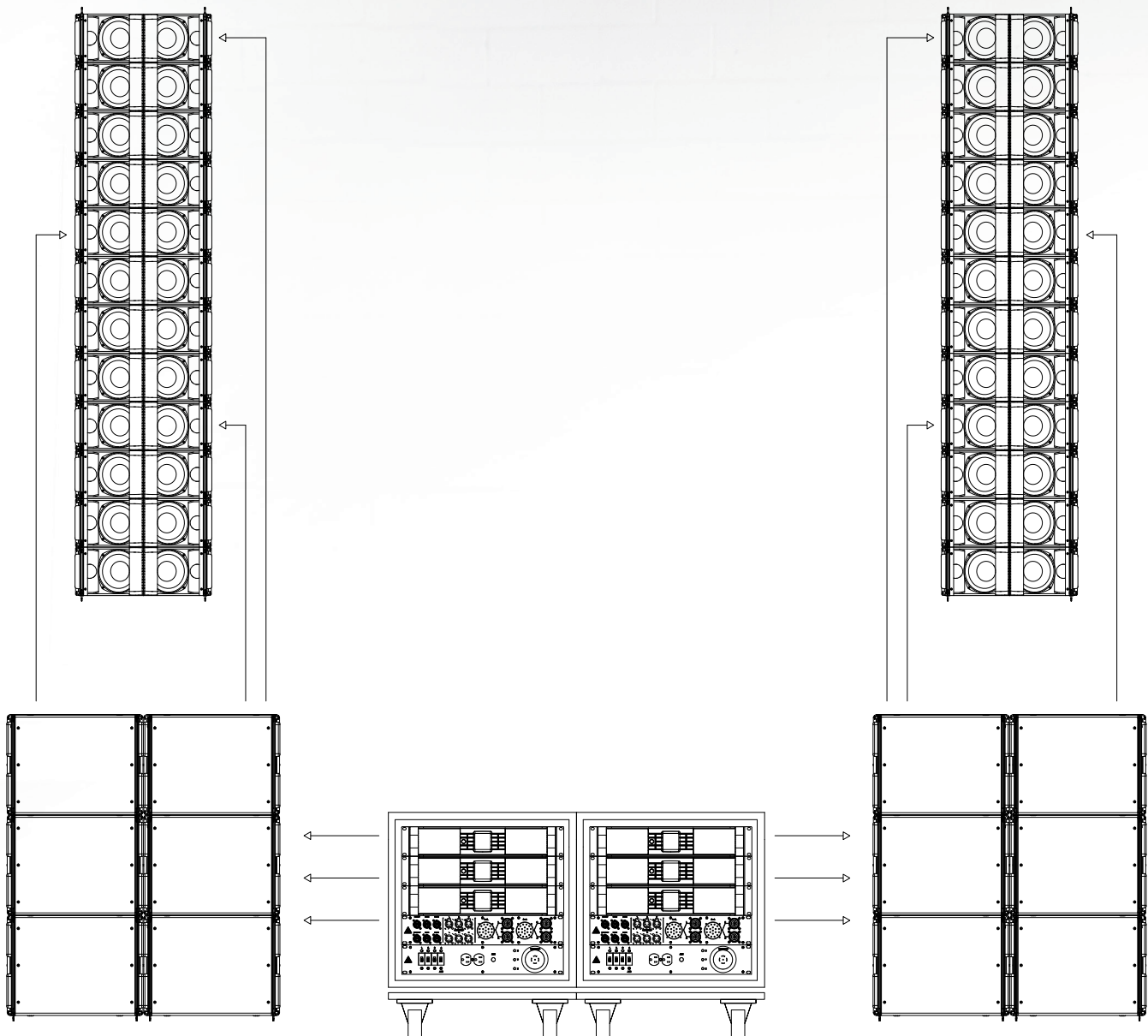
S-Series Performance Set A-weighted Simulation



***A-weighted sound pressure level in dBA representing possible show levels.
Audience area size: 50m x 50m


S-Series Configurations

High Performance Set (24 S10 / 12 S119)




Increase Your Subs: For outdoor shows with demanding subwoofer needs, increase the amount of S119 subwoofers to 24 by using PLM 20K44 amplifiers

S-Series Configurations



High Performance Set (24 S10 / 12 S119)

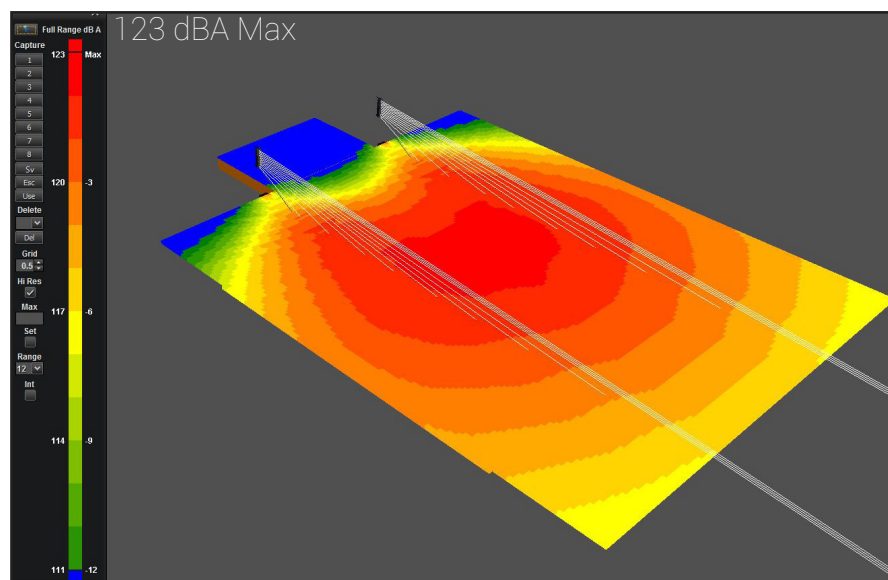
S-Series High Performance Set Y-weighted Simulation



**Y-weighted decibel scale (2K - 8K) is used to effectively view level variance

Audience area size: 80m x 60m

S-Series High Performance Set A-weighted Simulation



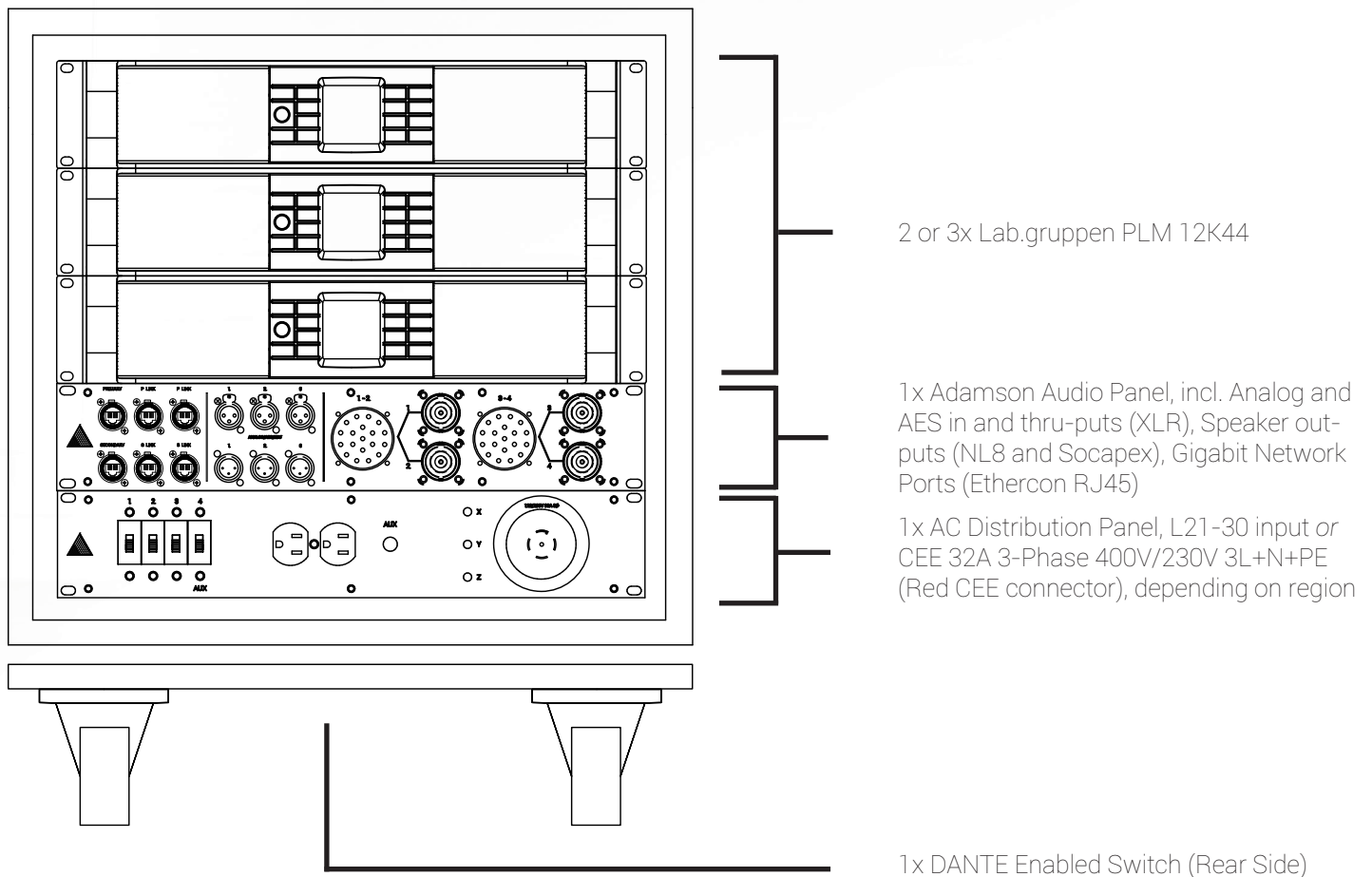
***A-weighted sound pressure level in dBA representing possible show levels.

Audience area size: 80m x 60m

S-Series Configurations

E-Rack Components

Adamson has developed a unified rack solution configured to interface seamlessly with our line of loud-speaker products. For more information on the E-Rack, please refer to the E-Rack brochure available on the Adamson Systems website.



S-Series Configurations

Master Parts List

PART NUMBER	PRODUCT	S-Series Compact	S-Series Compact +Sub	S-Series Performance	S-Series Performance +Sub	S-Series High Performance	S-Series High Performance +Sub
973-0003	S10 2-way line source enclosure: LMF - 2x 10" ND10-LM, HF - 1x 4" NH4TA2, SlideLock rigging system	8	8	16	16	24	24
994-0002	S10n 2-way line source enclosure: LMF - 2x 10" ND10-LM, HF - 1x 4" NH4TA2, SlideLock rigging system			8 (Opt.)	8 (Opt.)	6 (Opt.)	6 (Opt.)
994-0002	S119 Subwoofer: LF: 1x 19" ND19, S-Series compatible rigging	4	8	8	16	12	24
930-0020	S10 Support Frame Rigging: support frame for S10 enclosures			2	2	2	2
930-0021	S10 Extended Beam Rigging: Extension beam for larger angles and frame linking			2	2	2	2
930-0022	S10 Adjustable Beam Rigging: Extension beam with continuously adjustable pick point			Opt.	Opt.	Opt.	Opt.
938-0019	S10 Dolly Accessory: transports up to 4x S10 enclosures	2	2	4	4	6	6
938-0021	S119 Dolly Accessory: transports up to 2x S119	2	4	4	8	6	12
938-0014	Dolly Stacking Legs Accessory set of 4 legs to support one dolly	2	2	2	2	2	2
907-0026	S10 Cover 4up Accessory: cover for 4x S10 stacked on an S10 Dolly (part no. 938-0019)	2	2	4	4	6	6
907-0027	S119 Cover Accessory: cover for a stack of 2x S119	2	4	4	8	6	12
901-0003	S10 Flightcase Accessory: upright case for 4x S10	Opt.	Opt.	Opt.	Opt.	Opt.	Opt.
291-0001	Adamson Inclinator Kit (1 Unit) Electronics: 1x sensor with 3 mW laser, 1x reader, remote cabling, 1x 10M tape, 1x hardshell case with dye-cut foam inserts			2	2	2	2
920-0014	NL803 Wiring: NL8 3' female-female, 13 AWG with Neutrik FC series connector, top link	6	6	12	12	18	18
920-0024	NL803 (Pin Swap) Wiring: NL8 3' female-female 13 AWG with Neutrik FC series connector, (pins 1 & 2 +/- to pins 3 & 4 +/-)			2	2	2	2
920-0023	NL806 Wiring: NL8 6' female-female, 13 AWG with Neutrik FC series connector, sub link	2	4	4	8	6	12
920-0027	NL806 (Pin Swap) Wiring: NL8 6' female-female, 13 AWG with Neutrik FC series connector, sub link (pins 1 & 2 +/- to pins 3 & 4 +/-)		2	2	2	2	3
920-0013	NL825 Wiring: NL8 25' female-female, 13 AWG with Neutrik FC series connectors	2					
920-0015	NL850 Wiring: NL8 50' female-female, 13 AWG with Neutrik FC series connectors	2	4	4	6	6	10
920-0011	NL8100 Wiring: NL8 100' female-female, 13 AWG with Neutrik FC series connectors			4	4	6	6

S-Series Configurations

Master Parts List

PART NUMBER	PRODUCT	S-Series Compact	S-Series Compact +Sub	S-Series Performance	S-Series Performance +Sub	S-Series High Performance	S-Series High Performance +Sub
945-0007	S10 Service Kit Service: 2x ND10-LM, 2x front screens, 2x side screens, 4x ND4015TA2, pins, screws, tool kit	1	1	1	1	1	1
945-0008	S119 Service Kit Service: 1x ND19, 1x front screen, screws	1	1	1	1	1	1
945-0011	S-Series Rigging + Screws Service Kit Service: 4x large frame pins w/leash, 2x small frame pins w/leash, screws			1	1	1	1
120V: 905-0027	E-Rack Turn-key 12 Channel 12K44 Electronics: 3x PLM+ 12K44 (916-0020), 1x Adamson Audio Panel (925-0005), 1x 120V AC-Distribution (926-0006) or 1x 230V AC-Distribution (926-0004), 1x Dante switch (913-0002), 1x 10U Rack (902-0011)					2	
230V: 905-0031							
120V: 905-0028	E-Rack Turn-key 8 Channel 12K44 Electronics: 2x PLM+ 12K44 (916-0021), 1x Adamson Audio Panel (925-0005), 1x 120V AC-Distribution (926-0006) or 1x 230V AC-Distribution (926-0004), 1x Dante switch, (913-0002), 1x 10U Rack (902-0011)	1		2			
230V: 905-0032							
120V: 905-0025	E-Rack Turn-key 12 Channel 20K44 Electronics: 3x PLM+ 12K44 (916-0020), 1x Adamson Audio Panel (925-0005), 1x 120V AC-Distribution (926-0006) or 1x 230V AC-Distribution (926-0004), 1x Dante switch (913-0002), 1x 10U Rack (902-0011)						2
230V: 905-0029							
120V: 905-0026	E-Rack Turn-key 8 Channel 20K44 Electronics: 2x PLM+ 12K44 (916-0021), 1x Adamson Audio Panel (925-0005), 1x 120V AC-Distribution (926-0006) or 1x 230V AC-Distribution (926-0004), 1x Dante switch, (913-0002), 1x 10U Rack (902-0011)		1		2		
230V: 905-0030							
905-0003	Driverack Turn-key 2 LM 44 FOH Driverack with 2x LM44 (915-0013), 2x Dante Switch (913-0002), 1x Audio Panel, 1x 4U Rack (902-0009)	Opt.	Opt.	Opt.	Opt.	Opt.	Opt.
999-0002	Factory Training 2 day Training: at customer location, theory, software, rigging, system overview	1	1	1	1	1	1

Notes

*Blueprint AV™ is Adamson's 2D and 3D modeling suite, which provides fast and accurate simulations of all of our products in an environment designed by you, the end user.

Room design is simple and efficient, with tools such as the 2D Room Calculator at your disposal, a detailed representation of the space you are working in is simple to create. Through the use of various geometric shapes, complex room-design becomes rudimentary, allowing you to spend more time perfecting your loudspeaker deployment.

Blueprint AV™ offers a wide variety of simulation options, from multi-weighted SPL measurements, to virtual microphone placement, to delay and directivity simulations, Blueprint AV™ provides Adamson users all the tools necessary to refine the use of their system in a given space.

** The accepted norm in audio is to measure overall level with an A weighted curve. While this measurement is very important, it is primarily used to set targets for noise abatement or governance. When designing a system to provide even coverage throughout a targeted area, we in this industry typically use the A weighted curve to show that a minimal dBA level variance across that area correlates to the performance received.

In our experience, minimal dBA differences across a given space do not necessarily produce an even listening experience due to typical system high frequency distribution approaches. These high frequency variances are small enough not to affect the overall dBA rating but large enough to be experienced by listeners across a given space. While A, B and C weighted curves are all available for use in Blueprint AV™, using the Adamson Systems Y weighted curve, which looks at all audio from 2 kHz to 8 kHz, gives the user a far greater insight into how a targeted area will actually be covered, and how it will actually sound.

*** Max. Average (RMS) SPL using IEC-weighted 6dB crest factor pink noise stated. Reduce by 10 dB to get a reasonable value for a live show



www.adamsonsystems.com
www.facebook.com/adamsonsystems

CANADA: 905-982-0520
UNITED STATES: 952-892-6003
EUROPE: +49 40 7699 9959 0